

WiSDOM DS

- UV-C surface disinfection cabinet


1. Content of package
2. Product
3. Using the device
3. Warranty



Read the instructions
before installation.



The device contains
sources of UV radiation.



Service and inspection of
the device must be done
by the manufacturer.



Only for
indoor use



Keep dry



Conforms to EC
Directives.

1. Content of package



1. WiSDOM DS -UV-C surface disinfection cabinet
2. Power cable
3. Manual
4. Test report

2. Product

Purpose of use

LED Tailor WiSDOM DS surface disinfection cabinet is used for disinfecting surfaces and products. All materials that withstand non-ionizing UV-C radiation can be processed in the cabinet. The program is completely automatic and one cycle of disinfection takes 3 minutes.

Safety instructions


This UV-C surface disinfection cabinet meets all valid safety standards. Improper use of the cabinet can lead to damage to persons or property. Read these instructions carefully before taking the device in use. Following the instructions will enable you to avoid damages caused by improper use. Keep these instructions safe.

These instructions must be kept accessible to users.

The cabinet

The unit is delivered ready to use. It comes with a grounded plug and IEC connector. Inside the device you will find a certificate on the measured power output of the unit and a quartz glass shelf on which items to be disinfected are placed.

Components of the device



1. Frame 2. Touch screen 3. Disinfection chamber 4. Door

Data plate

LED TAILOR®
WiSDOM DS 40
LTI0533
230VAC 50/60Hz 0.91A Ta 0..+32°C
200W IP41 UV
LED TAILOR
SALO - FINLAND
<http://ledtailor.fi> - info@ledtailor.fi
GTIN-13: 6430073220533



Directives and standards in force

EN 55015:2013 Limits and methods of measurement of radio disturbance characteristics of electrical lighting and similar equipment

CISPR 15:2013 Defines positions for equipment used in measuring.

IEC 61010 Grounding test

WiSDOM DS

Power consumption (standby)	5 W
Max. power	200 W
Operating voltage	230 VAC, 50/60 Hz
Average service life	8000 h (160 000 x 3 min disinfection program cycles)
Average 3 min radiation dose with a new cabinet	> 70 mJ/cm ²
Average 3 min radiation dose after 160,000 cycles	> 21 mJ/cm ²
Protective circuit	The device has a double protection circuit that interrupts the program if the door is opened during a disinfecting cycle.
Weight	22 kg
Dimensions	445 x 330 x 615 mm
Max weight of item to be disinfected	4 kg
Max dimensions of item to be disinfected	325 x 140 x 500 mm
User Interface	Touch screen (OS: Linux)
Marking	CE

Test results

Microbe	Reduction <small>log₁₀</small> %		Standard	Testing lab
<i>Enterococcus faecium</i> (ATCC 6057)	≤3,7 average 3,5	≤99,98	EN-17272 (2019)	HygCen Austria GmbH
<i>Human adenovirus 5</i> (Strain Adenoid 75, ATCC VR5)	≤2,4 average 2,1	≤99,6	EN-17272 (2019)	HygCen Austria GmbH

Test microbes were chosen by the laboratory to serve as benchmark for proving the efficiency of WiSDOM DS, as they are among the most difficult to inactivate and eliminate.

Microbe	Reduction	
<i>Salmonella typhimurium</i>	≤8 log ₁₀	≤99,999999%
<i>Listeria monocytogenes</i>	≤8 log ₁₀	≤99,999999%
<i>Lactobacillus sakei</i> (meat spoilage bacterium)	≤8 log ₁₀	≤99,999999%

The disinfection effect of WiSDOM DS on bacteria was tested on a laboratory medium at the University of Helsinki (European Maritime and Fisheries Fund (EMFF), Grant nro. 71 138). The preliminary results were achieved with only 2 min (120 s) exposure (46,80 mJ/cm²).

3. Using the device

Unboxing and installing

- Open the box and remove protective plastic.
- Lift the device out of the box and remove rest of protective sheeting. Inside the device are cushions to keep the quartz glass plate in place during transportation, and a certificate of the measured power output of the device. Make sure to remove also these items before use.
- Place the cabinet on a firm, level surface and plug the power cord in a standard outlet. The main power switch is at the back of the cabinet. The cabinet will automatically display the main menu when it is turned on. It takes just a few seconds for the device to be

Using the device

Note!

We recommend having two persons to unbox and move the cabinet. The cabinet weighs 22 kg. We recommend retaining all components of the package so as to have them ready for use if the device needs to be moved in the future.

Warning!

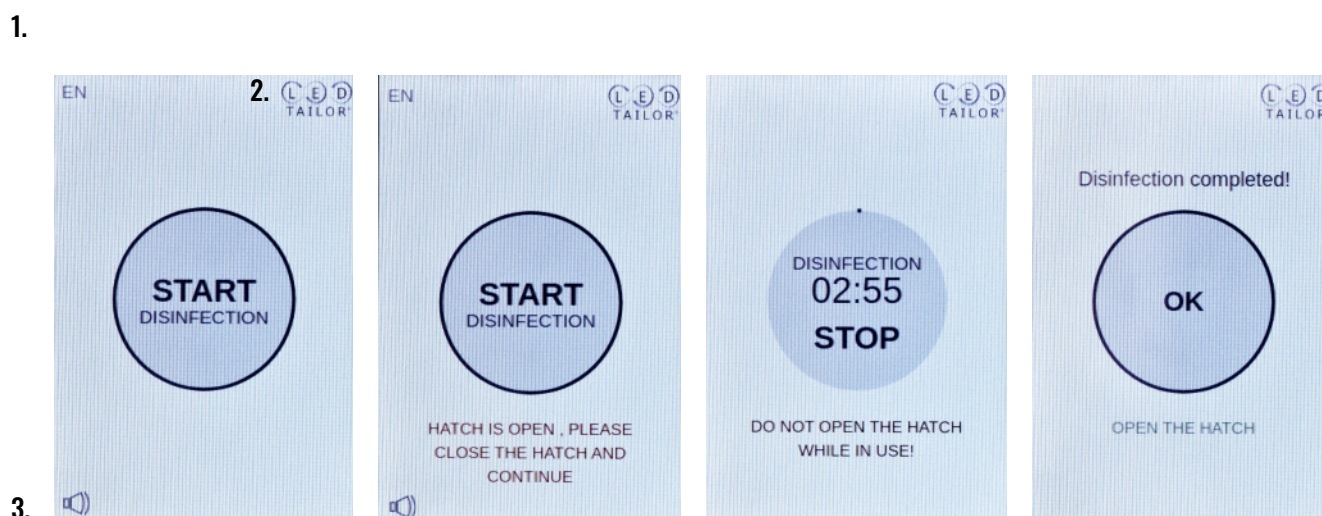
Do not place any objects near or in contact with to the outer surface of the cabinet so as to allow free air flow. Obstructing the air flow may cause overheating.

The maximum load-bearing capacity of the quartz glass plate is 10kg. The recommended maximum total weight of items disinfected at one time is 4 kg. The glass plate can become damaged by heavier loads.

Using the device

The cabinet is installed by plugging it into a standard mains socket. When the power is switched on, WiSDOM DS automatically displays the main menu. The cabinet is controlled with the touch screen in front of the device. The main menu has a button labelled "Start", and when the disinfection programs is running the button is labelled "Stop". If you open the door while the program is running, the device will interrupt the program and reset to the main menu.

1. Language of user interface can be changed by opening the language menu from top left corner of start menu.
2. Technical properties of the device can be seen by pressing LED Tailor logo at the top right corner of start menu.
3. End of disinfection cycle is indicated with a sound signal, which can be switched on/off from bottom left corner of the start menu.



Note!

Position items to be disinfected inside the WiSDOM DS cabinet so as to allow the disinfecting light reach all surfaces without obstruction. For instance, unroll the cuff of a blood pressure monitor and remove pens from a pocket protector. To ensure uniform disinfection, make sure that items are not stacked on top of other items.



Correct use

- This UV-C surface disinfection cabinet may only be used for the purpose indicated in this manual. All other uses or modification of the device for some other purpose is prohibited in order to avoid danger and damage. UV disinfection can be used for solid objects, hard and soft materials, electronic devices, and liquids (in a container that allows passage of UV radiation)
- LED Tailor is not liable for any direct or indirect damages resulting from misuse of the device. The device is meant for indoor use only.
- Avoid opening the door while the disinfecting program is running. If the door is opened while the program is running, the program will terminate and reset.
- When sliding the door closed, the user's fingers can get caught between the door and frame of the device. Use only one hand when closing the door.
- During the first few cycles with a new cabinet, the device may give off an odour, which nevertheless will dissipate over time.

Preventing damage

- Service and inspection of the device may only be carried out by LED Tailor. Unauthorised repairs can result in danger to the user.
- Do not place the UV-C cabinet in a space where explosive substances are stored or where it can be exposed to freezing.
- The electrical safety of this device is guaranteed only when it is plugged in a correctly installed and grounded electrical outlet. Grounding is absolutely necessary for the safe operation of the device.
- A damaged device can be a safety hazard. If the device is damaged, contact LED Tailor customer service.

Malfunctions and service

In the case of malfunction, restart the device. If the malfunction persists, contact the manufacturer.

Do not use chemicals or water to clean the device. If necessary, wipe the cabinet with a damp cloth.

Note!

The manufacturer is not liable for any direct or indirect damage to property or persons caused by use of the device contrary to instructions for use or safety instructions or other improper use of the device.

Note!

Position items to be disinfected inside the WiSDOM DS cabinet so as to allow the disinfecting light reach all surfaces without obstruction. For instance, unroll the cuff of a blood pressure monitor and remove pens from a pocket protector. To ensure uniform disinfection, make sure that items are not stacked on top of other items.



Correct use

- This UV-C surface disinfection cabinet may only be used for the purpose indicated in this manual. All other uses or modification of the device for some other purpose is prohibited in order to avoid danger and damage. UV disinfection can be used for solid objects, hard and soft materials, electronic devices, and liquids (in a container that allows passage of UV radiation)
- LED Tailor is not liable for any direct or indirect damages resulting from misuse of the device. The device is meant for indoor use only.
- Avoid opening the door while the disinfecting program is running. If the door is opened while the program is running, the program will terminate and reset.
- When sliding the door closed, the user's fingers can get caught between the door and frame of the device. Use only one hand when closing the door.
- During the first few cycles with a new cabinet, the device may give off an odour, which nevertheless will dissipate over time.

Preventing damage

- Service and inspection of the device may only be carried out by LED Tailor. Unauthorised repairs can result in danger to the user.
- Do not place the UV-C cabinet in a space where explosive substances are stored or where it can be exposed to freezing.
- The electrical safety of this device is guaranteed only when it is plugged in a correctly installed and grounded electrical outlet. Grounding is absolutely necessary for the safe operation of the device.
- A damaged device can be a safety hazard. If the device is damaged, contact LED Tailor customer service.

Malfunctions and service

In the case of malfunction, restart the device. If the malfunction persists, contact the manufacturer.

Do not use chemicals or water to clean the device. If necessary, wipe the cabinet with a damp cloth.

Note!

The manufacturer is not liable for any direct or indirect damage to property or persons caused by use of the device contrary to instructions for use or safety instructions or other improper use of the device.

4. Warranty

The product has a 36-month warranty that covers defects in materials and manufacture. In case of problems, contact the manufacturer.

The warranty does not cover normal wear, or damage or malfunction caused by improper use. The product may not be opened or repaired by anyone except the manufacturer.

The warranty is voided if the device is not used in accordance with the instructions in this manual. LED Tailor will under no circumstances be liable for any direct or indirect damages caused by the product.

If you have any questions concerning the device, do not hesitate to contact us:

info@ledtailor.com

+358 44 766 9100